


MANISCOPIC

MLT 845

120 LSU

LOAD SENSING ULTRA


- Lifting height : 7.55 m
- Capacity : 4500 kg
- Maximum forward reach : 4.57 m
- Torque convertor
- 4 wheel-drive
- Engine : 124 HP Stage III A
- Load Sensing Ultra : 149 l/mn - 270 bars
- JSM : an «all in one» system
 - 1) Hydraulic controls
 - 2) Forward/Reverse selection





MLT 845 - 120 LSU - TFF 45 MT 1040


MANITOU


MLT 845-120 LSU


 **Lift capacity**4500 kg
 at 500 mm from forks heels
 Tipping load
 at maximum reach1610 kg
 Tear out force with toothed digging bucket
 to ISO 8313 with tilting ram6650 daN


 **Lift height**7.55 m
Times : unladen/loaded (in s)
 Lifting9.5/10.4
 Lowering6.1/5.6
 Boom extension9.7/10.1
 Boom retraction7.8/7.9
 Time unladen (in s)
 Crowd3.7
 Dump3.2


 **Tyres**
 460/70 - 24 XMCL

 **Forks (mm)**
 Length1200
 Width x thickness125 x 50
 Maximum distance between forks1260
 Carriage rotation142°


 **Multidisc brakes hydraulically assisted on both axles**
Negative parking brake (electro-hydraulic)

 **Perkins engine Stage III A**
 Turbo 120 : 1104 D - E 44 TA.....4 cylindres 4400 cm³
 Power (ISO TR 14396)124 HP/91 kw
 Maximum torque490 Nm at 1400 rpm
 Direct injection
 Water cooling

 **Transmission**Torque convertor
 Electro - hydraulic reversing shift
 4 speeds forward and reverse
 Maximum travel speed up to33 km/h*

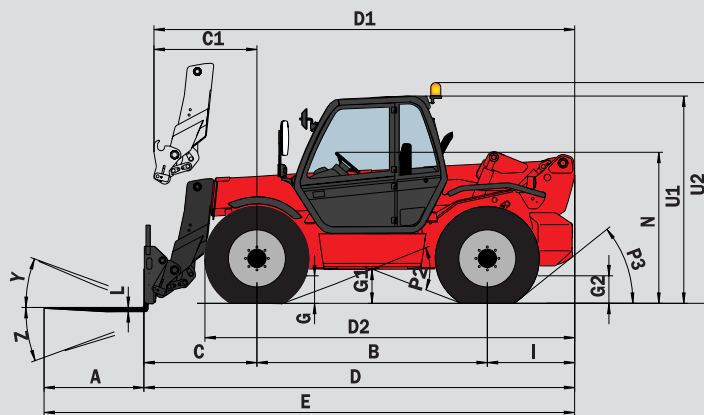
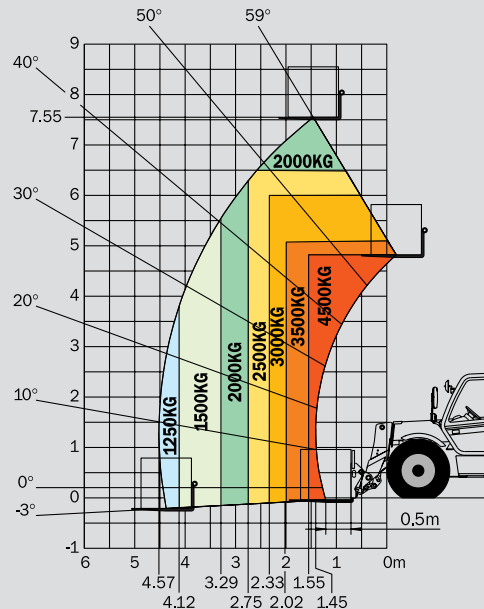
 **Turbo 120 LSU :**149 l./mn - 270 bars
 Load Sensing pump with electronic control
Monolever J.S.M (Joystick Switch and Move)
 Flow divider with load sensing device driving and braking

 **Capacities**
 Cooling system21.5 l.
 Engine oil 10.9 l.
 Hydraulic oil131 l.
 Transmission oil15.1 l.
 Fuel tank135 l.

 **Weight unladen (with forks)**8816 kg
Overall width2.42 m
Overall height2.58 m
Turning radius (outside wheels)4.16 m
Overall length5.22 m
Ground clearance0.45 m
Drawbar pull10355 daN

Reach at maximum height : 1.46 m

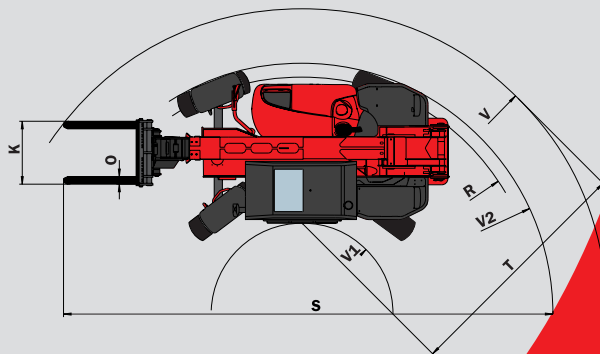
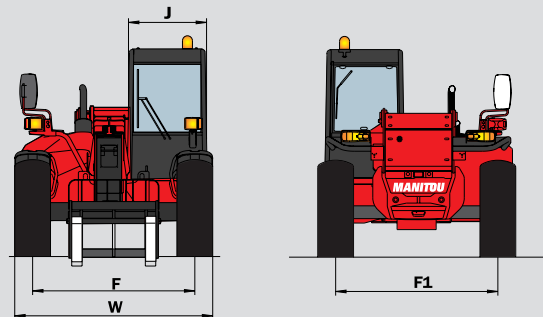
Under
 EN 1459
 annexe B



MLT 845 - 120 LSU

| | |
|----|-----------|
| A | 1200 |
| B | 2770 |
| C | 1409 |
| C1 | 1487 |
| D | 5229 |
| D1 | 5307 |
| D2 | 4410 |
| E | 6429 |
| F | 1950 |
| F1 | 1950 |
| G | 455 |
| G1 | 450 |
| G2 | 455 |
| I | 1050 |
| J | 950 |
| K | 1260 |
| L | 50 |
| N | 1865/1915 |
| O | 125 |
| P2 | 43.5° |
| P3 | 40° |
| R | 3930 |
| S | 8159 |
| T | 3703 |
| U1 | 2580 |
| U2 | 2760 |
| V | 5173 |
| V1 | 1470 |
| V2 | 4165 |
| W | 2420 |
| Y | 12° |
| Z | 130° |

mm



This publication in no way constitutes an offer and the company reserves the right to alter specification without prior notice.
 The MANITOU models presented in this brochure can be supplied complete with optional equipment attachments.
 PATENTS FR 93 14367 - EP 0 656 315 - US PENDING
 Operator shall conform with applicable regulation.
 * Can change according to the local regulation.



MANITOU BF SA

B.P. 249 - 44158 Ancenis Cedex - France
 Tel. : 33 2 40 09 10 11 / Export Department Fax : 33 2 40 09 10 97
 www.manitou.com

700051EN-D - 02/09 - 165/Ind. D

