

KUBOTA MINI-EXCAVATOR

KX61-3



Kubota

With the longest reach in the 2.5-ton class, nothing escapes the KX61-3's reach including the most efficient performance.

Operate the KX61-3 mini-excavator's control levers. And you've got the most efficient, on-the-job performance within your hands. That's because the KX61-3 delivers the largest digging depth and reach of all mini-excavators with a long arm in its weight category. Even with the long arm, it amazingly generates the largest power in its class for both arm and bucket digging. Furthermore, the KX61-3's lifting power is so strong. Together with a host of robust features that complete the package, making the KX61-3 the stand-alone leader in performance.



Digging arm and bucket

Equipped with the longest arm, the KX61-3 delivers the largest digging depth and reach of all 2.5-ton class. Even with the long arm specification, it still generates the biggest force in its class for both arm and bucket digging.

Protected bucket cylinder hoses

To extend service life and improve visibility, the bucket cylinder hoses are well protected having been routed through the arm.

Variable displacement pump

For efficient operation, both the oil flow and pressure are adjusted according to the workload by the variable displacement pumps. By utilizing variable pumps a more efficient engine is selected. This gives fuel efficiency, low vibration and noise level.

Boom cylinder protector

Thanks to a V-shaped thick plate, the boom cylinder is protected from unexpected damage caused by the breaker or other attachments, rocks, being loaded onto a truck, etc.

Well protected front attachment hoses

To prevent accidental damage of the front hoses, they are routed through the swing bracket. Also, a metal cover plate located at the back of the boom protects the operator subject to a hose burst.

Ideal weight for easy transport

When loaded onto a trailer, the KX 61-3 can be towed within the 3.5-ton towing weight limit*. (Cabin model weighs 2600 kg and the canopy model weighs 2495 kg.)

* Check your country's weight restriction limit for excavator transporting.



Swing bracket bushes

To enhance durability, we've adopted bushes at all fixing / pivot points.

Dozer cylinder hoses

Utilising a more efficient two-piece design, the KX61-3's dozer cylinder hoses can be quickly replaced on the spot.



A host of robust features that put a higher level of efficiency easily within your reach.

Deluxe cabin

To keep you operating longer, our larger cabin delivers maximum comfort. It provides more legroom, an adjustable suspension seat, a radio installation kit, plus excellent visibility. Both cabin and canopy offer the security of ROPS/FOPS.

Increased rear visibility

The KX61-3 has a 18 % reduced overhang while maintaining the same level of stability as our conventional model. Now, KX61-3 offers increased rear visibility and easier operation in confined areas.

Low noise level

When designing the KX61-3, we kept a focus on being environmentally and operator friendly. Thus, the KX61-3's noise level in the cabin is an amazingly low 77 dB.



Double-opening bonnet

Both daily maintenance and repairs will become fast and easy with the double-opening bonnet. When both panels are opened, virtually all components are within quick reach.



Kubota V1505-EBH engine

The powerful and reliable Kubota V1505-EBH engine provides economical and environmentally clean power. The engine is so fuel efficient, a full tank gives 10 hours of continuous work.


Safety lock system

To prevent unexpected machine movement, the safety lever must be raised to lock out the travel levers and pilot controls before the engine will start.



Kubota Intelligent Control System


An innovative upgrade that always keeps you in tune with the KX61-3's vital signs. The Kubota Intelligent Communication Control System is equipped with warning indicators for engine, fuel, temperature, and oil; a service mode that enables accurate troubleshooting; and standard indicators which display current working conditions such as engine rpm, hour meter, and more.



Language selection display



Information when service time comes



Low fuel display



2-speed travel switch

With the 2-speed travel switch re-located from the floor to the dozer lever, you'll enjoy enhanced dozer operation whenever changing travel speeds.

Wrist rest

With this new feature, to assist with smooth operation and create less operator fatigue, wrist rests are fitted as standard. Slight adjustments are easy to make, plus operation is smooth and less fatiguing.

Boom swing / Auxiliary operation

For easier operation, the boom swing pedal and auxiliary hydraulic operations are controlled by independent pedals—with one pedal located on the right side of the floor and the other on the left side.



Standard Equipment

Engine/Fuel system

- Double element air cleaner
- Electric fuel pump

Cabin

- ROPS (Roll-Over Protective Structure, ISO 3471)
- FOPS (Falling Objects Protective Structure) level 1
- Weight-adjustable full suspension seat
- Seatbelt
- Hydraulic pilot control levers with wrist rests
- Travel levers with foot pedals
- Cabin heater for defrosting & demisting
- Emergency exit hammer
- Front window power-assisted by 2 gas dampers
- 12 V power source for radio-stereo
- Location for 2 speakers and radio antenna

Undercarriage

- 300 mm rubber track
- 1 x upper track roller
- 3 x outer flange type lower track roller
- 2 speed travel switch on dozer lever

Canopy

- ROPS (Roll-Over Protective Structure, ISO 3471)
- FOPS (Falling Objects Protective Structure) level 1
- Weight-adjustable full suspension seat
- Seatbelt
- Hydraulic pilot control levers with wrist rests
- Travel levers with foot pedals

Hydraulic system

- Pressure accumulator
- Hydraulic pressure checking ports
- Straight travel circuit
- Third line hydraulic return

Safety system

- Engine start safety system on the left console
- Travel lock system on the left console
- Swivel lock system
- Boom anti-fall circuit in the control valve

Working equipment

- 1050 mm arm
- Auxiliary hydraulic circuit piping to the arm end
- 2 working lights on cabin and 1 light on the boom

Optional Equipment

Working equipment

- 1300 mm arm (long arm)

Undercarriage

- 300 mm steel track (+ 95 kg)

Cabin

- Radio/stereo installation kit

Safety system

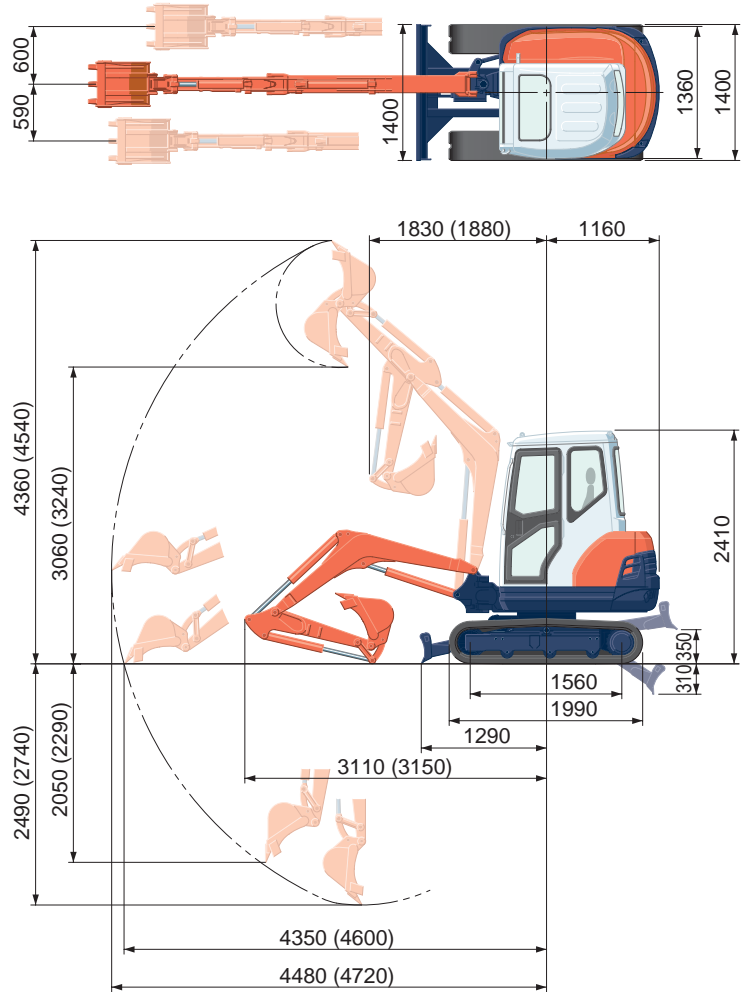
- Warning buzzer
- Anti-theft device



SPECIFICATIONS

			*Rubber shoe type
Machine weight	Cabin (Std. arm/Long arm)	kg	2590/2600
	Canopy (Std. arm/Long arm)	kg	2485/2495
Bucket capacity, std. SAE/CECE		m ³	0.06
Bucket width	with side teeth	mm	475
	without side teeth	mm	450
Engine	Model		V1505-E2-BH-9EU
	Type		Water-cooled, diesel engine
	Output ISO9249	PS/rpm	24.8/2100
		kW/rpm	18.2/2100
	Number of cylinders		4
	Bore x stroke		mm 78 x 78.4
Displacement		cc 1498	
Overall length (Std. arm/Long arm)		mm	4270/4310
Overall height	Cabin	mm	2410
	Canopy	mm	2430
Swivelling speed		rpm	9.5
Rubber shoe width		mm	300
Tumbler distance		mm	1560
Dozer size (width x height)		mm	1400 x 300
Hydraulic pumps	P1,P2		Variable displacement pump
	Flow rate	ℓ/min	29.4+29.4
	Hydraulic pressure MPa(kgf/cm ²)		22.6 (230)
	P3		Gear pump
	Flow rate	ℓ/min	16.8
Hydraulic pressure MPa(kgf/cm ²)		17.2 (175)	
Max. digging force	Arm (Std./Long)	kN (kgf)	14.7/12.4 (1500/1265)
	Bucket	kN (kgf)	21.5 (2190)
Boom swing angle (left/right)		deg	80/60
Auxiliary circuit	Flow rate	ℓ/min	46.2
	Hydraulic pressure MPa(kgf/cm ²)		17.2 (175)
Hydraulic reservoir		ℓ	34
Fuel tank capacity		ℓ	45
Max. travelling speed	Low	km/h	2.8
	High	km/h	4.4
Ground contact pressure	Cabin	kPa(kgf/cm ²)	23.1 (0.236)
	Canopy	kPa(kgf/cm ²)	22.1 (0.225)
Ground clearance		mm	305

WORKING RANGE



(): Long Arm
Unit: mm

LIFTING CAPACITY

KX61-3(CAB) with standard arm: kN (ton)

Lift Point Height	Lifting point radius (2.5m)			Lifting point radius (3.5m)		
	Over-front		Over-side	Over-front		Over-side
	Blade Down	Blade UP		Blade Down	Blade UP	
2.0m	7.00 (0.71)	7.00 (0.71)	6.81 (0.69)	6.04 (0.62)	5.19 (0.53)	4.12 (0.42)
1.5m	8.65 (0.88)	8.55 (0.87)	6.61 (0.67)	6.38 (0.65)	5.13 (0.52)	4.07 (0.42)
1.0m	10.28 (1.05)	8.30 (0.85)	6.40 (0.65)	6.80 (0.69)	5.06 (0.52)	4.01 (0.41)
0m	11.62 (1.19)	8.10 (0.83)	6.17 (0.63)	7.17 (0.73)	4.97 (0.51)	3.92 (0.40)

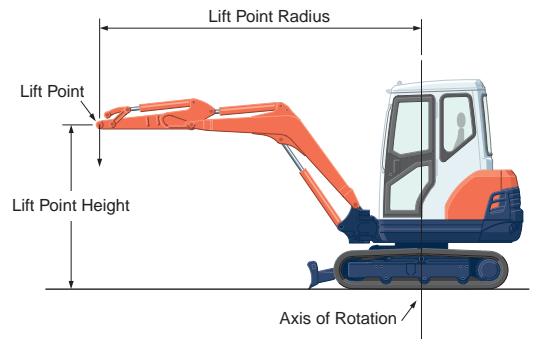
KX61-3(CAB) with long arm: kN (ton)

Lift Point Height	Lifting point radius (2.5m)			Lifting point radius (3.5m)		
	Over-front		Over-side	Over-front		Over-side
	Blade Down	Blade UP		Blade Down	Blade UP	
2.0m	5.95 (0.61)	5.95 (0.61)	5.95 (0.61)	5.46 (0.56)	5.22 (0.53)	4.15 (0.42)
1.5m	7.63 (0.78)	7.63 (0.78)	6.70 (0.68)	5.90 (0.60)	5.15 (0.53)	4.09 (0.42)
1.0m	9.44 (0.96)	8.35 (0.85)	6.45 (0.66)	6.42 (0.65)	5.07 (0.52)	4.01 (0.41)
0m	11.48 (1.17)	8.02 (0.82)	6.14 (0.63)	7.13 (0.73)	4.93 (0.50)	3.88 (0.40)

Please note:

* The lifting capacities are based on ISO 10567 and do not exceed 75 % of the static tilt load of the machine or 87 % of the hydraulic lifting capacity of the machine.

* The excavator bucket, hook, sling and other lifting accessories are not included on this table.



* Working ranges are with Kubota standard bucket, without quick coupler.

* Specifications are subject to change without notice for purpose of improvement.

KUBOTA (U.K.) LTD

Dormer Road, Thame Oxfordshire,
OX93UN, U.K.

Phone : 01844-214500

F a x : 01844-261568